

Fibershield® -HC

The horizontal fire protection curtain without inconvenient support ropes in the opening

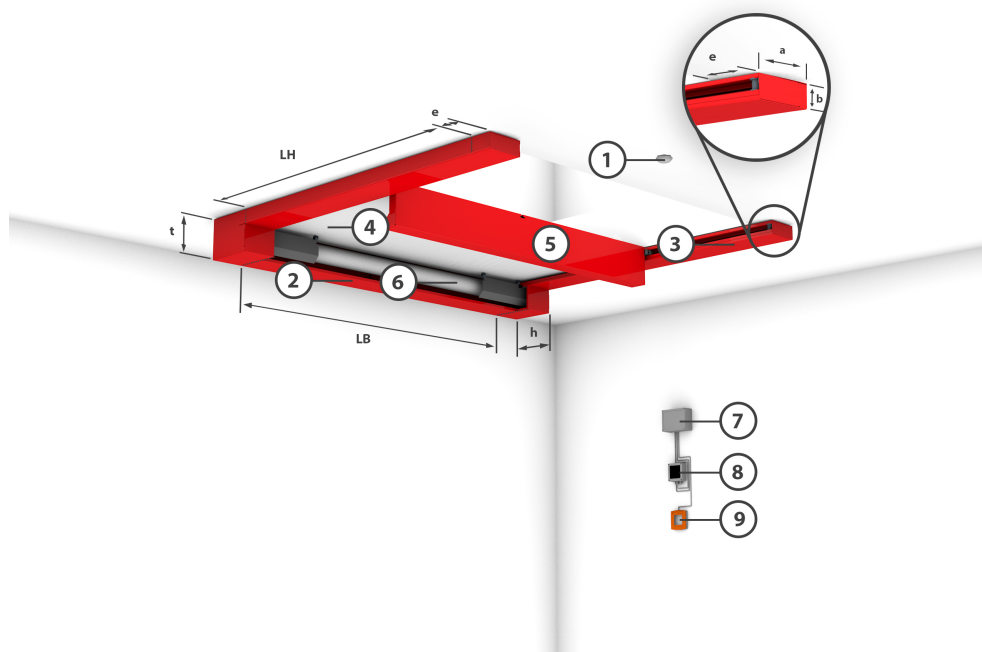
Product description

In the event of an alarm, a room-enclosing or radiation-reducing textile fire protection closure that closes by means of an electric motor in a horizontal installation position and closing direction.

Type	radiation-reducing, room-enclosing fire protection closure of textile design	Closing cycles	C • C1 • tested according to EN 12605 : 2000-08 • classified according to EN 13501-2 : 2016-12
Verification	CE marking according to hEN 16034 : 2014 in conjunction with hEN 13241 : 2003+A2 : 2016	Durability	C1 for 1-part systems up to size 5000 x 5000 mm for EW60 or 6000 x 6500 mm for E120 and EW30 • C for 2-part systems up to size 9400 x 18800 mm for E120 and EW60 or 6800 x 4270 mm for EW90
Closing direction	horizontal	Environmental conditions	In the event of a fire, the falling of ceiling parts in the area of the the area of the soffit by suitable on-site measures on the part of the customer. Not taken into account are special environmental conditions (for example Humidity >80%, ambient t • Special environmental conditions are not taken into account (e.g. humidity > 80 %, ambient temperature < 5 °C and > 45 °C, wind loads etc.).
Fire resistance	E 120 • EW 90 • tested according to EN 1634-1 : 2014-03 • classified according to EN 13501-2 : 2016-12		

Constructive system design (System drawing)

Classification	Size	Type	Fabric	Wall Thickness	Housing (d x h)	Guide Rail
E 120	6000 x 6500	1-tlg	Heliotex 120	300	235 x 320	200 x 80
EW 30	6000 x 6500	1-tlg	Heliotex 120	300	235 x 320	200 x 80
EW 60	5000 x 5000	1-tlg	Heliotex 120	300	235 x 320	200 x 80
E 120	9400 x 18800	2-tlg	Heliotex 120	300	400 x 610	300 x 150
EW 60	9400 x 18800	2-tlg	Heliotex 120	300	400 x 610	300 x 150
EW 90	6800 x 4270	2-tlg	Heliotex 120	300	400 x 610	300 x 150



1 = Smoke detector

2 = Housing

3 = Guide rails

4 = Textile

5 = End element

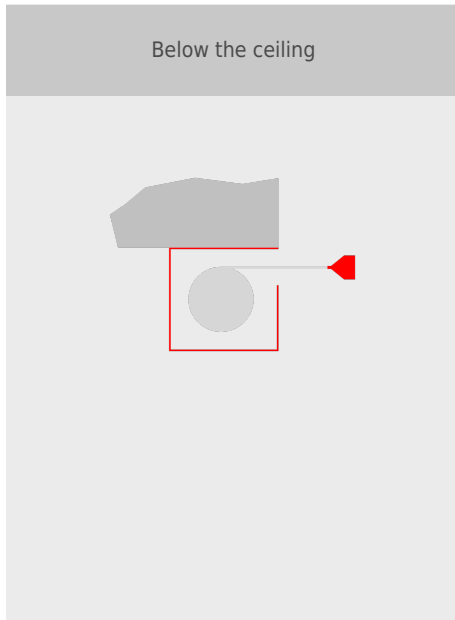
6 = Tubular motor

7 = Control module

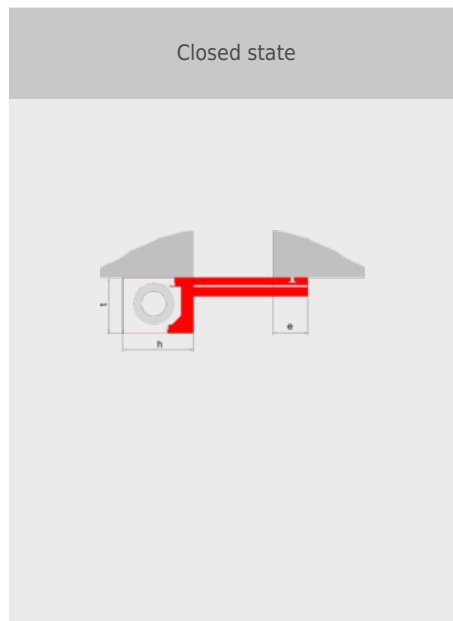
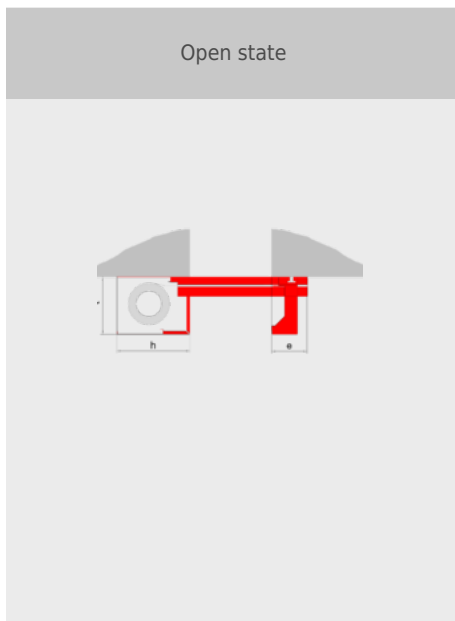
8 = Control with operating unit

9 = Manual release

Casing installation options



Casing



Guide rails

