

## SDI Rolling Steel Counter Door



### ROLLING STEEL COUNTER DOOR

- Manufactured in Canada
- Long-lasting counter shutter system featuring a 2" 2F flat slat curtain in 22 gauge steel
- Tubular bottom bar to conceal locking mechanism
- Provides years of trouble free operation
- Available in push up, crank or motor operation
- 10" brackets on all size doors for minimal headroom required
- Box shaped guides for neat, clean appearance

## COUNTER DOOR



\*End covers on headplate not shown for illustration purposes

### FEATURES

Rugged 2" flat slats in 22 ga. steel

Oil tempered springs for higher cycle life

Includes headplate end covers

**Finish:** Rugged 2" flat slats in corrosion resistant grey prime finish

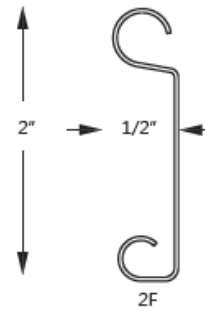
**Headroom Required:** 12"

#### Materials and Construction


Slats	2" flat slats , 22 ga. steel
Brackets	10"
Hood	Steel 24 gauge finish to match slats
Guides	Steel black finish
Bottom Bar	Steel tube black finish
Maximum Opening Width	14'0"
Maximum opening Height	9' *Consult factory for larger size
Warranty	2 years on materials and workmanship



## Slats



Primed Grey



Galvanized Steel

## Operation-Models

**BPC:** Push up, between jamb

**BKC:** Crank, between jamb


**BMC:** Motor, between jamb

**FPC:** Push up, face of wall

**FKC:** Crank, face of wall

**FMC:** Motor, face of wall

## Options



Bottom Sensing Edge



Motor Operator

### Locking Options



Keyed cylinder lock



Thumb turn lock



Key Switch Open/Close

### Motor Activation Option

## Hardware

Refer to hardware specification sheet for full information and options