

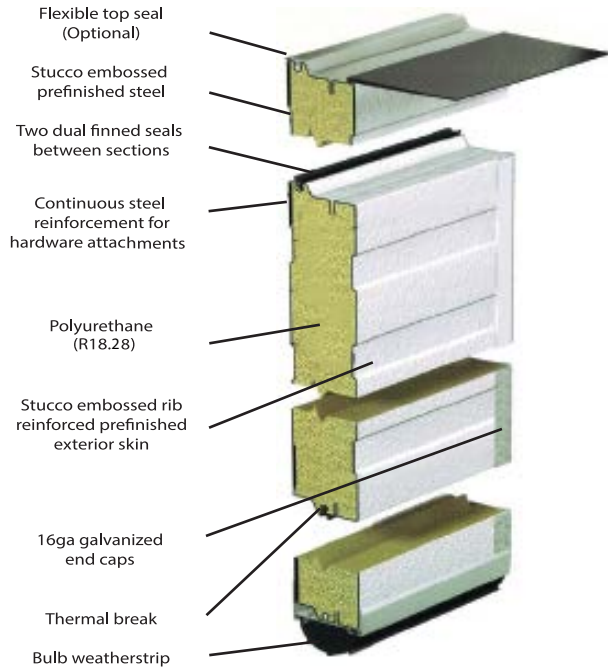
## SDI COMMERCIAL - MODEL C200



### COMMERCIAL INSULATED SECTIONAL DOORS

- Manufactured, engineered, stocked and assembled in Canada
- Long-lasting door system that is versatile enough for a wide range of applications
- Manufactured on a continuous polyurethane production line utilizing the latest in rigid foam technology
- A wide range of door operators and controls available to suit your application
- High strength to weight ratio to ensure a rigid and long-lasting door system

## SDI COMMERCIAL - MODEL C200



## Features

Insulated sections fabricated from prepainted, hot dip galvanized, steel sheet; with rigid polyurethane insulation core, CFC-1 1 free, face sheet stucco embossed and rib reinforced

Sections thermally broken, steel-polyurethane-steel sandwich formed by continuous process

**Finish:** Two coat, baked-on paint system, primer and polyester finish coat in white

**Hardware:** Refer to hardware specification sheet

**Design:** Designed to meet industry standard windload requirements

**Weatherstripping:** Neoprene bulb weatherstrip with retainer. Two dual finned seals between sections

Sections formed with ship lap joint and 16mm (16ga) galvanized steel endcaps

**Reinforcement:** Continuous internal reinforcement for hardware mounting

### Materials and Construction

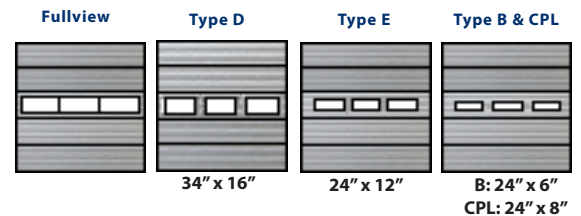
C200 Sections	R-Value
2" Thick	R-18.28
Face Sheet Thickness	0.016" (0.41mm)
Maximum Opening Width	30'-2" (11024mm)
Maximum Opening Height	22' (6706mm)
Warranty	10 years against delamination of the panels 1 year on materials and workmanship

## Colour and Profiles

### Panel Finish & Profiles



## Glazing



\* AA not shown (26" x 13")

## HEAVY-DUTY HARDWARE OPTIONS

### DOUBLE-END HINGE




### NYLON ROLLERS



### EXHAUST PORT



### HIGH CYCLE SPRINGS



Can be cut into any type of sectional door